CERTIFIED PRODUCTS INC.

Blind Rivets • Rivet Tools

773.921.3300

Blind Rivet Types

Open End

The most common of all the blind rivets. The rivet is set when the mandrel pulls up into the rivet body. Open end rivets are available in aluminum, copper, steel and stainless steel in a variety of body and mandrel configurations.

Closed End

This rivet is used as a sealing rivet. The mandrel is permanently entrapped in the body of the rivet allowing a leak proof seal, not only keeping vapor, moisture, etc out of the assembly, but it will also keep fluids, air vapors, etc. inside the assembly. Closed end rivets are available in aluminum, copper, steel and stainless steel in a variety of body and mandrel configurations.

Multi-Grip

This unique rivet is an open-end rivet, but it is engineeered to keep folding if no resistance is met. Hence it can be used for a wide variety of grip ranges. The other characteristic of this rivet is its hole-filling capability. This rivet expands radially while folding to fill oversized or slotted holes and is available in aluminum, steel and stainless steel combinations.

Expandable

This rivet splits and folds into three legs on the back side giving an extremely large footprint. The larger backside allows this rivet to be used where plastics or brittle materials are being assembled. This non-structural rivet is made of aluminum and is excellent for blow-molded or rotational-molded assemblies.

High Strength

These rivets are manufactured so the mandrel, when the rivet is set, will always remain in the shear plane. This means the blind rivet is as strong as a solid rivet or bolt in the assembly. High strength rivets are available in aluminum, steel and stainless steel.

Head Styles

Dome (Button head)
Low profile good for most applications

Large Flange
Provides greater surface for soft material and oversize holes

Countersunk
120° countersunk for flush applications

Rivet Code Definitions

First Letter - Rivet Material: **(A)** Aluminum, **(S)** Steel, **(SS)** Stainless Steel, **(C)** Copper
Second Letter - Style of Head: **(D)** Dome Head, **(K)** Countersunk
Third Letter - Mandrel Material: **(A)** Aluminum, **(S)** Steel, **(SS)** Stainless Steel, **(B)** Brass
Example: ADS32 ***Fourth/Fifth Letter*** *(if any)* - **(LF)** Large Flange, **(HS)** High Strength, **(E)** Expandable, **(MG)** Multi-Grip, **(H)** Closed End, **(SL)** Surebonder Lock
First Number - Rivet Body Diameter in 32nds
Second Number - Maximum Grip Range in16ths

Special Orders: Fax or email your drawings for special requested rivets and design requirements

CERTIFIED PRODUCTS INC.

Open End Rivets

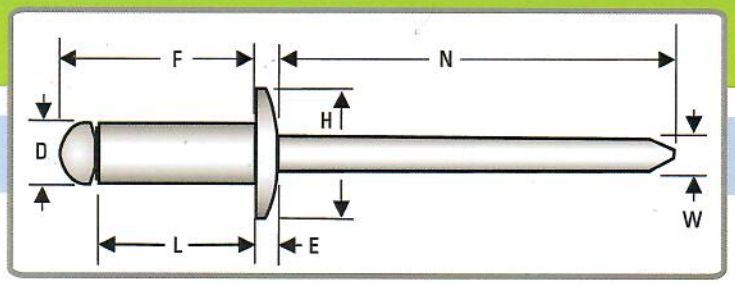

Aluminum / Steel

5056 Aluminum Body / Carbon Steel Zinc Plated Mandrel

Domed Head

Nominal Body Diameter (D)	Part Number	Nominal Body Diameter (D)	Grip Range (Min) (Max)	Hole Size & Drill No.	Body Length +/-.012 (L)	Overall Body Length MAX (F)	Minimum Mandrel Protrusion (N)	Mandrel Diameter (W)	Flange (head) Diameter (H)	Flange (head) Thickness (MAX) (E)	Typical Shear min Lbs.	Typical Tensile min Lbs.
3/32"	ADS32	0.094	0.020 - 0.125	.097 - .100 #41	0.236	0.348	1.000	0.057	0.188 ±.010	0.032	90	120
	ADS34	0.094	0.126 - 0.250	.097 - .100 #41	0.362	0.474	1.000	0.057	0.188 ±.010	0.032	90	120
1/8"	ADS41	0.125	0.020 - 0.062	.129 - .133 #30	0.201	0.333	1.000	0.076	0.250 ±.012	0.040	170	220
	ADS42	0.125	0.063 - 0.125	.129 - .133 #30	0.264	0.396	1.000	0.076	0.250 ±.012	0.040	170	220
	ADS43	0.125	0.126 - 0.187	.129 - .133 #30	0.323	0.455	1.000	0.076	0.250 ±.012	0.040	170	220
	ADS44	0.125	0.126 - 0.250	.129 - .133 #30	0.390	0.522	1.000	0.076	0.250 ±.012	0.040	170	220
	ADS45	0.125	0.251 - 0.312	.129 - .133 #30	0.449	0.581	1.000	0.076	0.250 ±.012	0.040	170	220
	ADS46	0.125	0.251 - 0.375	.129 - .133 #30	0.512	0.644	1.000	0.076	0.250 ±.012	0.040	170	220
	ADS48	0.125	0.376 - 0.500	.129 - .133 #30	0.638	0.770	1.000	0.076	0.250 ±.012	0.040	170	220
	ADS410	0.125	0.501 - 0.625	.129 - .133 #30	0.764	0.896	1.000	0.076	0.250 ±.012	0.040	170	220
5/32"	ADS52	0.156	0.020 - 0.125	.160 - .164 #20	0.287	0.439	1.060	0.095	0.312 ±.016	0.050	260	350
	ADS53	0.156	0.126 - 0.187	.160 - .164 #20	0.350	0.502	1.060	0.095	0.312 ±.016	0.050	260	350
	ADS54	0.156	0.188 - 0.250	.160 - .164 #20	0.413	0.565	1.060	0.095	0.312 ±.016	0.050	260	350
	ADS56	0.156	0.251 - 0.375	.160 - .164 #20	0.535	0.687	1.060	0.095	0.312 ±.016	0.050	260	350
	ADS58	0.156	0.376 - 0.500	.160 - .164 #20	0.661	0.813	1.060	0.095	0.312 ±.016	0.050	260	350
3/16"	ADS62	0.187	0.020 - 0.125	.192 - .196 #11	0.315	0.487	1.060	0.114	0.375 ±.019	0.060	380	500
	ADS64	0.187	0.126 - 0.250	.192 - .196 #11	0.437	0.609	1.060	0.114	0.375 ±.019	0.060	380	500
	ADS66	0.187	0.251 - 0.375	.192 - .196 #11	0.563	0.735	1.060	0.114	0.375 ±.019	0.060	380	500
	ADS68	0.187	0.376 - 0.500	.192 - .196 #11	0.689	0.861	1.060	0.114	0.375 ±.019	0.060	380	500
	ADS610	0.187	0.501 - 0.625	.192 - .196 #11	0.815	0.987	1.060	0.114	0.375 ±.019	0.060	380	500
	ADS612	0.187	0.626 - 0.750	.192 - .196 #11	0.937	1.109	1.060	0.114	0.375 ±.019	0.060	380	500
	ADS614	0.187	0.751 - 0.875	.192 - .196 #11	1.063	1.235	1.060	0.114	0.375 ±.019	0.060	380	500
	ADS616	0.187	0.876 - 1.000	.192 - .196 #11	1.189	1.361	1.060	0.114	0.375 ±.019	0.060	380	500
1/4"	ADS84	0.250	0.063 - 0.250	.257 - .261 F	0.488	0.680	1.250	0.151	0.500 ±.025	0.080	700	920
	ADS86	0.250	0.251 - 0.375	.257 - .261 F	0.610	0.802	1.250	0.151	0.500 ±.025	0.080	700	920
	ADS88	0.250	0.376 - 0.500	.257 - .261 F	0.736	0.928	1.250	0.151	0.500 ±.025	0.080	700	920
	ADS810	0.250	0.501 - 0.625	.257 - .261 F	0.862	1.054	1.250	0.151	0.500 ±.025	0.080	700	920
	ADS812	0.250	0.626 - 0.750	.257 - .261 F	0.988	1.180	1.250	0.151	0.500 ±.025	0.080	700	920
	ADS814	0.250	0.751 - 0.875	.257 - .261 F	1.110	1.302	1.250	0.151	0.500 ±.025	0.080	700	920
	ADS816	0.250	0.876 - 1.000	.257 - .261 F	1.236	1.428	1.250	0.151	0.500 ±.025	0.080	700	920

Large Flange

1/8"	ADSLF42	0.125	0.063 - 0.125	.129 - .133 #30	0.264	0.396	1.000	0.072	0.375 ±.015	0.065	170	220
	ADSLF43	0.125	0.126 - 0.187	.129 - .133 #30	0.323	0.455	1.000	0.072	0.375 ±.015	0.065	170	220
	ADSLF44	0.125	0.126 - 0.250	.129 - .133 #30	0.390	0.522	1.000	0.072	0.375 ±.015	0.065	170	220
	ADSLF46	0.125	0.251 - 0.375	.129 - .133 #30	0.512	0.644	1.000	0.072	0.375 ±.015	0.065	170	220
5/32"	ADSLF54	0.156	0.126 - 0.250	.160 - .164 #20	0.413	0.565	1.060	0.095	0.468 ±.020	0.075	260	350
3/16"	ADSLF64	0.187	0.126 - 0.250	.192 - .196 #11	0.437	0.609	1.060	0.113	0.625 ±.025	0.092	380	500
	ADSLF66	0.187	0.251 - 0.375	.192 - .196 #11	0.563	0.735	1.060	0.113	0.625 ±.025	0.092	380	500
	ADSLF68	0.187	0.376 - 0.500	.192 - .196 #11	0.689	0.861	1.060	0.113	0.625 ±.025	0.092	380	500
	ADSLF610	0.187	0.501 - 0.625	.192 - .196 #11	0.815	0.987	1.060	0.113	0.625 ±.025	0.092	380	500
	ADSLF612	0.187	0.626 - 0.750	.192 - .196 #11	0.937	1.109	1.060	0.113	0.625 ±.025	0.092	380	500
	ADSLF614	0.187	0.751 - 0.875	.192 - .196 #11	1.063	1.235	1.060	0.113	0.625 ±.025	0.092	380	500
	ADSLF616	0.187	0.751 - 1.000	.192 - .196 #11	1.189	1.361	1.060	0.113	0.625 ±.025	0.092	380	500

Countersunk (120°)

1/8"	AKS42	0.125	0.092 - 0.125	.129 - .133 #30	0.264	0.396	1.000	0.076	0.220 ±.013	0.031	170	220
	AKS43	0.125	0.126 - 0.187	.129 - .133 #30	0.323	0.455	1.000	0.076	0.220 ±.013	0.031	170	220
	AKS44	0.125	0.126 - 0.250	.129 - .133 #30	0.390	0.522	1.000	0.076	0.220 ±.013	0.031	170	220
5/32"	AKS54	0.156	0.126 - 0.250	.160 - .164 #20	0.413	0.565	1.060	0.095	0.281 ±.013	0.040	260	350
3/16"	AKS64	0.187	0.126 - 0.250	.192 - .196 #11	0.437	0.609	1.060	0.114	0.348 ±.013	0.050	380	500

Open End Rivets

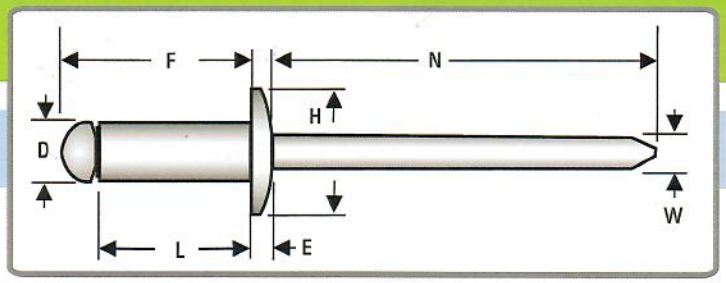

Aluminum

5052 Aluminum Body / Aluminum Mandrel

Domed Head

Nominal Body Diameter (D)	Part Number	Nominal Body Diameter (D)	Grip Range (Min) (Max)	Hole Size & Drill No.	Body Length +/-.012* (L)	Overall Body Length MAX (F)	Minimum Mandrel Protrusion (N)	Mandrel Diameter (W)	Flange (head) Diameter (H)	Flange (head) Thickness (MAX) (E)	Typical Shear min Lbs.	Typical Tensile min Lbs.
3/32"	ADA32	0.094	0.020 - 0.125	.097 - .100 #41	0.236	0.348	1.000	0.057	0.188 ±.010	0.032	70	80
	ADA34	0.094	0.126 - 0.250	.097 - .100 #41	0.362	0.474	1.000	0.057	0.188 ±.010	0.032	70	80
	ADA36	0.094	0.251 - 0.375	.097 - .100 #41	0.488	0.600	1.000	0.057	0.188 ±.010	0.032	70	80
1/8"	ADA41	0.125	0.020 - 0.062	.129 - .133 #30	0.201	0.333	1.000	0.076	0.250 ±.012	0.040	120	150
	ADA42	0.125	0.063 - 0.125	.129 - .133 #30	0.264	0.396	1.000	0.076	0.250 ±.012	0.040	120	150
	ADA43	0.125	0.126 - 0.187	.129 - .133 #30	0.323	0.455	1.000	0.076	0.250 ±.012	0.040	120	150
	ADA44	0.125	0.188 - 0.250	.129 - .133 #30	0.390	0.522	1.000	0.076	0.250 ±.012	0.040	120	150
	ADA45	0.125	0.251 - 0.312	.129 - .133 #30	0.449	0.581	1.000	0.076	0.250 ±.012	0.040	120	150
	ADA46	0.125	0.313 - 0.375	.129 - .133 #30	0.512	0.644	1.000	0.076	0.250 ±.012	0.040	120	150
	ADA48	0.125	0.376 - 0.500	.129 - .133 #30	0.638	0.770	1.000	0.076	0.250 ±.012	0.040	120	150
	ADA410	0.125	0.501 - 0.625	.129 - .133 #30	0.764	0.896	1.000	0.076	0.250 ±.012	0.040	120	150
5/32"	ADA52	0.156	0.020 - 0.125	.160 - .164 #20	0.287	0.439	1.060	0.095	0.312 ±.016	0.050	190	230
	ADA53	0.156	0.126 - 0.187	.160 - .164 #20	0.350	0.502	1.060	0.095	0.312 ±.016	0.050	190	230
	ADA54	0.156	0.188 - 0.250	.160 - .164 #20	0.413	0.565	1.060	0.095	0.312 ±.016	0.050	190	230
	ADA56	0.156	0.251 - 0.375	.160 - .164 #20	0.535	0.687	1.060	0.095	0.312 ±.016	0.050	190	230
	ADA58	0.156	0.376 - 0.500	.160 - .164 #20	0.661	0.813	1.060	0.095	0.312 ±.016	0.050	190	230
	ADA512	0.156	0.626 - 0.750	.160 - .164 #20	0.886	1.038	1.060	0.095	0.312 ±.016	0.050	190	230
3/16"	ADA62	0.187	0.020 - 0.125	.192 - .196 #11	0.315	0.487	1.060	0.114	0.375 ±.019	0.060	260	320
	ADA64	0.187	0.126 - 0.250	.192 - .196 #11	0.437	0.609	1.060	0.114	0.375 ±.019	0.060	260	320
	ADA66	0.187	0.251 - 0.375	.192 - .196 #11	0.563	0.735	1.060	0.114	0.375 ±.019	0.060	260	320
	ADA68	0.187	0.376 - 0.500	.192 - .196 #11	0.689	0.861	1.060	0.114	0.375 ±.019	0.060	260	320
	ADA610	0.187	0.501 - 0.625	.192 - .196 #11	0.815	0.987	1.060	0.114	0.375 ±.019	0.060	260	320
	ADA612	0.187	0.626 - 0.750	.192 - .196 #11	0.937	1.109	1.060	0.114	0.375 ±.019	0.060	260	320
	ADA614	0.187	0.751 - 0.875	.192 - .196 #11	1.063	1.235	1.060	0.114	0.375 ±.019	0.060	260	320
	ADA616	0.187	0.876 - 1.000	.192 - .196 #11	1.189	1.361	1.060	0.114	0.375 ±.019	0.060	260	320
1/4"	ADA84	0.250	0.063 - 0.250	.257 - .261 F	0.488	0.680	1.250	0.151	0.500 ±.025	0.080	460	560
	ADA86	0.250	0.251 - 0.375	.257 - .261 F	0.610	0.802	1.250	0.151	0.500 ±.025	0.080	460	560
	ADA88	0.250	0.376 - 0.500	.257 - .261 F	0.736	0.928	1.250	0.151	0.500 ±.025	0.080	460	560
	ADA810	0.250	0.501 - 0.625	.257 - .261 F	0.862	1.054	1.250	0.151	0.500 ±.025	0.080	460	560
	ADA812	0.250	0.626 - 0.750	.257 - .261 F	0.988	1.180	1.250	0.151	0.500 ±.025	0.080	460	560
	ADA814	0.250	0.751 - 0.875	.257 - .261 F	1.110	1.302	1.250	0.151	0.500 ±.025	0.080	460	560
	ADA816	0.250	0.876 - 1.000	.257 - .261 F	1.236	1.428	1.250	0.151	0.500 ±.025	0.080	460	560

Large Flange

1/8"	ADALF42	0.125	0.063 - 0.125	.129 - .133 #30	0.264	0.396	1.000	0.076	0.375 ±.015	0.065	120	150
	ADALF44	0.125	0.126 - 0.250	.129 - .133 #30	0.390	0.522	1.000	0.076	0.375 ±.015	0.065	120	150
	ADALF46	0.125	0.251 - 0.375	.129 - .133 #30	0.512	0.644	1.000	0.076	0.375 ±.015	0.065	120	150
	ADALF48	0.125	0.376 - 0.500	.129 - .133 #30	0.638	0.770	1.000	0.076	0.375 ±.015	0.065	120	150
5/32"	ADALF54	0.156	0.126 - 0.250	.160 - .164 #20	0.413	0.565	1.060	0.095	0.468 ±.020	0.075	190	220
	ADALF56	0.156	0.251 - 0.375	.160 - .164 #20	0.535	0.687	1.060	0.095	0.468 ±.020	0.075	190	220
	ADALF58	0.156	0.376 - 0.500	.160 - .164 #20	0.661	0.813	1.060	0.095	0.468 ±.020	0.075	190	220
3/16"	ADALF64	0.187	0.126 - 0.250	.192 - .196 #11	0.437	0.609	1.060	0.114	0.625 ±.025	0.092	260	320
	ADALF66	0.187	0.251 - 0.375	.192 - .196 #11	0.563	0.735	1.060	0.114	0.625 ±.025	0.092	260	320
	ADALF68	0.187	0.376 - 0.500	.192 - .196 #11	0.689	0.861	1.060	0.114	0.625 ±.025	0.092	260	320
	ADALF610	0.187	0.501 - 0.625	.192 - .196 #11	0.815	0.987	1.060	0.114	0.625 ±.025	0.092	260	320
	ADALF612	0.187	0.626 - 0.750	.192 - .196 #11	0.937	1.109	1.060	0.114	0.625 ±.025	0.092	260	320

Countersunk 120°

1/8"	AKA42	0.125	0.092 - 0.125	.129 - .133 #30	0.264	0.396	1.000	0.076	0.220 ±.013	0.031	120	150
	AKA43	0.125	0.126 - 0.187	.129 - .133 #30	0.323	0.455	1.000	0.076	0.220 ±.013	0.031	120	150
	AKA44	0.125	0.126 - 0.250	.129 - .133 #30	0.390	0.522	1.000	0.076	0.220 ±.013	0.031	120	150
5/32"	AKA54	0.156	0.126 - 0.250	.160 - .164 #20	0.413	0.565	1.060	0.095	0.281 ±.013	0.040	190	230
3/16"	AKA64	0.187	0.188 - 0.250	.192 - .196 #11	0.437	0.609	1.060	0.114	0.348 ±.013	0.050	260	320

CERTIFIED PRODUCTS INC.

773.921.3300

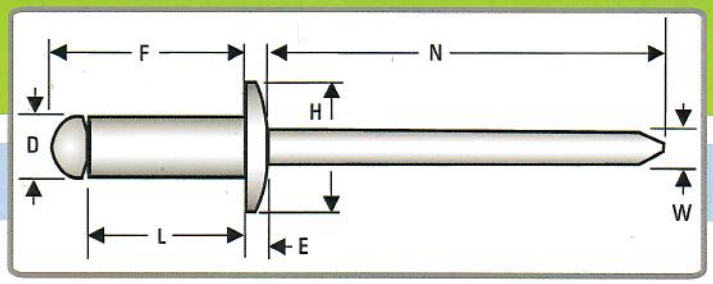

Open End Rivets

Steel

1006 Carbon Steel Body / 1042 Carbon Steel Zinc Plated Mandrel

Domed Head

Nominal Body Diameter (D)	Part Number	Nominal Body Diameter +/- .006 (D)	Grip Range (Min) (Max)	Hole Size & Drill No.	Body Length +/-.020* (L)	Overall Body Length Max. (F)	Minimum Mandrel Protrusion Min. (N)	Mandrel Diameter (W)	Flange Head Diameter (H)	Flange Head Thickness +/- .008 (E)	Typical Shear Lbs.	Typical Tensile Lbs.
3/32"	SDS32	0.094	0.032 - 0.125	.097 - .100 #41	0.245	0.340	1.000	0.057	0.198 ± .019	0.032	146	157
	SDS34	0.094	0.126 - 0.250	.097 - .100 #41	0.369	0.465	1.000	0.057	0.198 ± .019	0.032	146	157
1/8"	SDS41	0.125	0.032 - 0.062	.129 - .133 #30	0.198	0.322	1.000	0.076	0.259 ± .019	0.040	247	269
	SDS42	0.125	0.063 - 0.125	.129 - .133 #30	0.270	0.385	1.000	0.076	0.259 ± .019	0.040	247	269
	SDS43	0.125	0.126 - 0.187	.129 - .133 #30	0.331	0.448	1.000	0.076	0.259 ± .019	0.040	247	269
	SDS44	0.125	0.126 - 0.250	.129 - .133 #30	0.387	0.510	1.000	0.076	0.259 ± .019	0.040	247	269
	SDS45	0.125	0.251 - 0.312	.129 - .133 #30	0.455	0.573	1.000	0.076	0.259 ± .019	0.040	247	269
	SDS46	0.125	0.251 - 0.375	.129 - .133 #30	0.518	0.635	1.000	0.076	0.259 ± .019	0.040	247	269
	SDS48	0.125	0.376 - 0.500	.129 - .133 #30	0.643	0.760	1.000	0.076	0.259 ± .019	0.040	247	269
	SDS410	0.125	0.501 - 0.625	.129 - .133 #30	0.770	0.885	1.000	0.076	0.259 ± .019	0.040	247	269
5/32"	SDS52	0.156	0.063 - 0.125	.160 - .164 #20	0.293	0.430	1.060	0.095	0.318 ± .019	0.050	382	494
	SDS53	0.156	0.126 - 0.187	.160 - .164 #20	0.355	0.496	1.060	0.095	0.318 ± .019	0.050	382	494
	SDS54	0.156	0.126 - 0.250	.160 - .164 #20	0.418	0.555	1.060	0.095	0.318 ± .019	0.050	382	494
	SDS56	0.156	0.251 - 0.375	.160 - .164 #20	0.545	0.680	1.060	0.095	0.318 ± .019	0.050	382	494
	SDS58	0.156	0.376 - 0.500	.160 - .164 #20	0.668	0.805	1.060	0.095	0.318 ± .019	0.050	382	494
	SDS510	0.156	0.501 - 0.625	.160 - .164 #20	0.793	0.930	1.060	0.095	0.318 ± .019	0.050	382	494
3/16"	SDS62	0.187	0.063 - 0.125	.192 - .196 #11	0.320	0.475	1.060	0.114	0.377 ± .019	0.060	651	696
	SDS63	0.187	0.126 - 0.187	.192 - .196 #11	0.378	0.537	1.060	0.114	0.377 ± .019	0.060	651	696
	SDS64	0.187	0.126 - 0.250	.192 - .196 #11	0.441	0.600	1.060	0.114	0.377 ± .019	0.060	651	696
	SDS66	0.187	0.251 - 0.375	.192 - .196 #11	0.568	0.725	1.060	0.114	0.377 ± .019	0.060	651	696
	SDS68	0.187	0.376 - 0.500	.192 - .196 #11	0.696	0.830	1.060	0.114	0.377 ± .019	0.060	651	696
	SDS610	0.187	0.501 - 0.625	.192 - .196 #11	0.822	0.955	1.060	0.114	0.377 ± .019	0.060	651	696
	SDS612	0.187	0.626 - 0.750	.192 - .196 #11	0.942	1.080	1.060	0.114	0.377 ± .019	0.060	651	696
	SDS614	0.187	0.751 - 0.875	.192 - .196 #11	1.070	1.205	1.060	0.114	0.377 ± .019	0.060	651	696
	SDS616	0.187	0.751 - 1.000	.192 - .196 #11	1.195	1.330	1.060	0.114	0.377 ± .019	0.060	651	696
1/4"	SDS84	0.250	0.063 - 0.250	.257 - .261 F	0.495	0.730	1.250	0.149	0.500 ± .019	0.080	1,101	1,281
	SDS86	0.250	0.251 - 0.375	.257 - .261 F	0.620	0.855	1.250	0.149	0.500 ± .019	0.080	1,101	1,281
	SDS88	0.250	0.376 - 0.500	.257 - .261 F	0.746	0.980	1.250	0.149	0.500 ± .019	0.080	1,101	1,281
	SDS810	0.250	0.501 - 0.625	.257 - .261 F	0.869	1.105	1.250	0.149	0.500 ± .019	0.080	1,101	1,281
	SDS812	0.250	0.626 - 0.750	.257 - .261 F	0.996	1.230	1.250	0.149	0.500 ± .019	0.080	1,101	1,281
	SDS814	0.250	0.751 - 0.875	.257 - .261 F	1.119	1.335	1.250	0.149	0.500 ± .019	0.080	1,101	1,281
	SDS816	0.250	0.876 - 1.000	.257 - .261 F	1.246	1.480	1.250	0.149	0.500 ± .019	0.080	1,101	1,281

Large Flange

1/8"	SDSLF42	0.125	0.063 - 0.125	.129 - .133 #30	0.269	0.385	1.000	0.076	0.377 ± .011	0.059	247	269
	SDSLF43	0.125	0.126 - 0.187	.129 - .133 #30	0.332	0.448	1.000	0.076	0.377 ± .011	0.059	247	269
	SDSLF44	0.125	0.126 - 0.250	.129 - .133 #30	0.386	0.510	1.000	0.076	0.377 ± .011	0.059	247	269
	SDSLF46	0.125	0.251 - 0.375	.129 - .133 #30	0.519	0.635	1.000	0.076	0.377 ± .011	0.059	247	269
	SDSLF48	0.125	0.376 - 0.500	.129 - .133 #30	0.641	0.760	1.000	0.076	0.377 ± .011	0.059	247	269
5/32"	SDSLF53	0.156	0.126 - 0.187	.160 - .164 #20	0.356	0.496	1.060	0.095	0.472 ± .011	0.068	382	494
	SDSLF54	0.156	0.126 - 0.250	.160 - .164 #20	0.419	0.555	1.060	0.095	0.472 ± .011	0.068	382	494
3/16"	SDSLF62	0.187	0.063 - 0.125	.192 - .196 #11	0.319	0.477	1.060	0.114	0.629 ± .011	0.086	651	696
	SDSLF64	0.187	0.126 - 0.250	.192 - .196 #11	0.442	0.600	1.060	0.114	0.629 ± .011	0.086	651	696
	SDSLF66	0.187	0.251 - 0.375	.192 - .196 #11	0.569	0.725	1.060	0.114	0.629 ± .011	0.086	651	696
	SDSLF68	0.187	0.376 - 0.500	.192 - .196 #11	0.696	0.830	1.060	0.114	0.629 ± .011	0.086	651	696
	SDSLF610	0.187	0.501 - 0.625	.192 - .196 #11	0.821	0.955	1.060	0.114	0.629 ± .011	0.086	651	696
	SDSLF612	0.187	0.626 - 0.750	.192 - .196 #11	0.941	1.080	1.060	0.114	0.629 ± .011	0.086	651	696
1/4"	SDSLF84	0.250	0.063 - 0.250	.257 - .261 F	0.475	0.730	1.250	0.149	0.728 ± .011	0.102	1,101	1,281
	SDSLF86	0.250	0.251 - 0.375	.257 - .261 F	0.600	0.855	1.250	0.149	0.728 ± .011	0.102	1,101	1,281
	SDSLF88	0.250	0.376 - 0.500	.257 - .261 F	0.746	0.980	1.250	0.149	0.728 ± .011	0.102	1,101	1,281
	SDSLF810	0.250	0.501 - 0.625	.257 - .261 F	0.850	1.105	1.250	0.149	0.728 ± .011	0.102	1,101	1,281
	SDSLF812	0.250	0.626 - 0.750	.257 - .261 F	0.994	1.230	1.250	0.149	0.728 ± .011	0.102	1,101	1,281
	SDSLF816	0.250	0.876 - 1.000	.257 - .261 F	1.247	1.480	1.250	0.149	0.728 ± .011	0.102	1,101	1,281

Countersunk (120°)

1/8"	SKS42	0.125	0.063 - 0.125	.129 - .133 #30	0.271	0.385	1.000	0.076	0.185 ± .019	0.043	247	269
	SKS43	0.125	0.126 - 0.187	.129 - .133 #30	0.332	0.448	1.000	0.076	0.232 ± .019	0.043	247	269
	SKS44	0.125	0.126 - 0.250	.129 - .133 #30	0.397	0.510	1.000	0.076	0.232 ± .019	0.043	247	269
5/32"	SKS54	0.156	0.126 - 0.250	.160 - .164 #20	0.420	0.555	1.060	0.095	0.291 ± .019	0.055	382	494
3/16"	SKS62	0.187	0.063 - 0.125	.192 - .196 #11	0.300	0.475	1.060	0.114	0.358 ± .019	0.070	651	696
	SKS63	0.187	0.126 - 0.187	.192 - .196 #11	0.376	0.551	1.060	0.114	0.358 ± .019	0.070	651	696
	SKS64	0.187	0.126 - 0.250	.192 - .196 #11	0.441	0.600	1.060	0.114	0.358 ± .019	0.070	651	696
	SKS66	0.187	0.251 - 0.375	.192 - .196 #11	0.567	0.725	1.060	0.114	0.358 ± .019	0.070	651	696

CERTIFIED PRODUCTS INC.

Open End Rivets

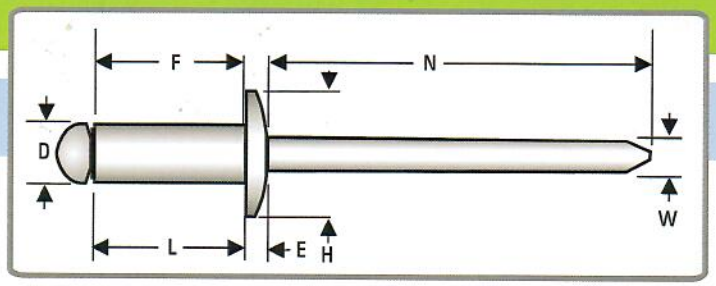

Stainless Steel

300 Series Stainless Steel Body / Stainless Steel Mandrel

Domed Head

Nominal Body Diameter (D)	Part Number	Nominal Body Diameter (D)	Grip Range (Min) (Max)	Hole Size & Drill No.	Body Length +/-.020* (L)	Overall Body Length (F)	Minumum Mandrel Protrusion (N)	Mandrel Diameter (W)	Flange (head) Diameter (H)	Flange (head) Thickness (NOM) (E)	Typical Shear min Lbs.	Typical Tensile min Lbs.
1/8"	SSDSS42	0.125	0.063-0.125	.129 - .133 #30	0.255	0.375	1.000	0.076	0.250 ±.012	0.040	420	530
	SSDSS43	0.125	0.126-0.187	.129 - .133 #30	0.317	0.437	1.000	0.076	0.250 ±.012	0.040	420	530
	SSDSS44	0.125	0.126-0.250	.129 - .133 #30	0.380	0.500	1.000	0.076	0.250 ±.012	0.040	420	530
	SSDSS46	0.125	0.251-0.375	.129 - .133 #30	0.505	0.625	1.000	0.076	0.250 ±.012	0.040	420	530
	SSDSS48	0.125	0.376-0.500	.129 - .133 #30	0.630	0.750	1.000	0.076	0.250 ±.012	0.040	420	530
5/32"	SSDSS52	0.156	0.020-0.125	.160 - .164 #20	0.280	0.420	1.060	0.095	0.312 ±.016	0.050	650	820
	SSDSS54	0.156	0.188-0.250	.160 - .164 #20	0.405	0.545	1.060	0.095	0.312 ±.016	0.050	650	820
	SSDSS56	0.156	0.251-0.375	.160 - .164 #20	0.530	0.670	1.060	0.095	0.312 ±.016	0.050	650	820
3/16"	SSDSS62	0.187	0.020-0.125	.192 - .196 #11	0.305	0.465	1.060	0.114	0.375 ±.018	0.060	950	1,200
	SSDSS64	0.187	0.188-0.250	.192 - .196 #11	0.430	0.590	1.060	0.114	0.375 ±.018	0.060	950	1,200
	SSDSS66	0.187	0.251-0.375	.192 - .196 #11	0.555	0.715	1.060	0.114	0.375 ±.018	0.060	950	1,200
	SSDSS68	0.187	0.376-0.500	.192 - .196 #11	0.680	0.840	1.060	0.114	0.375 ±.018	0.060	950	1,200

Countersunk (120°)

1/8"	SSKSS42	0.125	0.092-0.125	.129 - .133 #30	0.255	0.375	1.000	0.076	0.220 ±.013	0.031	420	530

Large Flange

1/8"	SSDSSLF42	0.125	0.063-0.125	.129 - .133 #30	0.255	0.375	1.000	0.076	0.375 ±.015	0.065	420	530
	SSDSSLF43	0.125	0.126-0.187	.129 - .133 #30	0.317	0.437	1.000	0.076	0.375 ±.015	0.065	420	530
	SSDSSLF44	0.125	0.188-0.250	.129 - .133 #30	0.380	0.500	1.000	0.076	0.375 ±.015	0.065	420	530
3/16"	SSDSSLF64	0.187	0.188-0.250	.192 - .196 #11	0.430	0.590	1.060	0.114	0.625 ±.025	0.092	950	1,200
	SSDSSLF66	0.187	0.251-0.375	.192 - .196 #11	0.555	0.715	1.060	0.114	0.625 ±.025	0.092	950	1,200

Copper / Brass

Copper Body / Yellow Brass Mandrel

Domed Head

Nominal Body Diameter (D)	Part Number	Nominal Body Diameter (D)	Grip Range (Min) (Max)	Hole Size & Drill No.	Body Length +/-.012* (L)	Overall Body Length MAX (F)	Minimum Mandrel Protrusion (N)	Mandrel Diameter Nom.(W)	Flange (head) Diameter (H)	Flange (head) Thickness (MAX) (E)	Typical Shear min Lbs.	Typical Tensile min Lbs.
1/8"	CDB42	0.125	0.020 - .0125	.129 - .133 #30	0.264	0.396	1.000	0.076	0.250 ±.012	0.040	215	300
	CDB43	0.125	0.126 - 0.187	.129 - .133 #30	0.323	0.455	1.000	0.076	0.250 ±.012	0.040	215	300
	CDB44	0.125	0.188 - 0.250	.129 - .133 #30	0.390	0.522	1.000	0.076	0.250 ±.012	0.040	215	300

CERTIFIED PRODUCTS INC.

Closed End Rivets

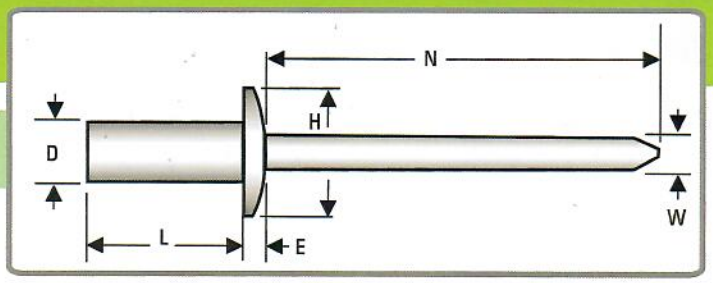

Aluminum / Steel

5056 Aluminum Body / Carbon Steel Zinc Plated Mandrel

Domed Head

Nominal Body Diameter (D)	Part Number	Nominal Body Diameter (D)	Grip Range (Min) (Max)	Hole Size & Drill No.	Body Length +/-.020* (L)	Minimum Mandrel Protrusion (N)	Mandrel Diameter (W)	Flange (head) Diameter (H)	Flange (head) Thickness (NOM) (E)	Typical Shear Lbs.	Typical Tensile Lbs.
1/8"	ADSH42	0.125 +0.05 / -0.06	0.063 - 0.125	.129 - .133 #30	0.295	1.000	0.064	0.236 ± .010	0.046 ± 0.006	305	385
	ADSH43	0.125 +0.05 / -0.06	0.126 - 0.187	.129 - .133 #30	0.354	1.000	0.064	0.236 ± .010	0.046 ± 0.006	305	385
	ADSH44	0.125 +0.05 / -0.06	0.188 - 0.250	.129 - .133 #30	0.433	1.000	0.064	0.236 ± .010	0.046 ± 0.006	305	385
	ADSH46	0.125 +0.05 / -0.06	0.3130-0.375	.129 - .133 #30	0.551	1.000	0.064	0.236 ± .010	0.046 ± 0.006	305	385
	ADSH48	0.125 +0.05 / -0.06	0.376 - 0.500	.129 - .133 #30	0.669	1.000	0.064	0.236 ± .010	0.046 ± 0.006	305	385
5/32"	ADSH53	0.156 +0.04 / -0.09	0.126 - 0.187	.160 - .164 #20	0.374	1.060	0.086	0.315 ± .010	0.061 ± 0.006	430	605
	ADSH54	0.156 +0.04 / -0.09	0.126 - 0.250	.160 - .164 #20	0.452	1.060	0.086	0.315 ± .010	0.061 ± 0.006	430	605
3/16"	ADSH62	0.189 +0.05 / -0.08	0.063 - 0.125	.192 - .196 #11	0.335	1.060	0.104	0.378 ± .010	0.071 ± 0.006	575	840
	ADSH64	0.189 +0.05 / -0.08	0.126 - 0.250	.192 - .196 #11	0.452	1.060	0.104	0.378 ± .010	0.071 ± 0.006	575	840
	ADSH66	0.189 +0.05 / -0.08	0.251 - 0.375	.192 - .196 #11	0.591	1.060	0.104	0.378 ± .010	0.071 ± 0.006	575	840
	ADSH68	0.189 +0.05 / -0.08	0.376 - 0.500	.192 - .196 #11	0.709	1.060	0.104	0.378 ± .010	0.071 ± 0.006	575	840
1/4"	ADSH84	0.250 +0.08 / -0.08	0.126 - 0.250	.257 - .261 F	0.520	1.060	0.144	0.500 ± .010	0.091 ± 0.006	900	1,100
	ADSH86	0.250 +0.08 / -0.08	0.251 - 0.375	.257 - .261 F	0.650	1.060	0.144	0.500 ± .010	0.091 ± 0.006	900	1,100

Countersunk 120°

1/8"	AKSH41	0.125 +0.05 / -0.06	0.031 - 0.062	.129 - .133 #30	0.277	1.000	0.064	0.236 ± .010	0.033 ± 0.006	305	385
	AKSH42	0.125 +0.05 / -0.06	0.063 - 0.125	.129 - .133 #30	0.335	1.000	0.064	0.236 ± .010	0.033 ± 0.006	305	385
	AKSH43	0.125 +0.05 / -0.06	0.126 - 0.187	.129 - .133 #30	0.410	1.000	0.064	0.236 ± .010	0.033 ± 0.006	305	385
	AKSH44	0.125 +0.05 / -0.06	0.188 - 0.250	.129 - .133 #30	0.472	1.000	0.064	0.236 ± .010	0.033 ± 0.006	305	385
	AKSH45	0.125 +0.05 / -0.06	0.251 - 0.312	.129 - .133 #30	0.530	1.000	0.064	0.236 ± .010	0.033 ± 0.006	305	385
5/32"	AKSH53	0.156 +0.04 / -0.09	0.126 - 0.187	.160 - .164 #20	0.433	1.060	0.086	0.315 ± .010	0.045 ± 0.006	430	605
3/16"	AKSH64	0.189 +0.05 / -0.08	0.126 - 0.250	.192 - .196 #11	0.520	1.060	0.104	0.378 ± .010	0.053 ± 0.006	575	840
	AKSH66	0.189 +0.05 / -0.08	0.251 - 0.375	.192 - .196 #11	0.650	1.060	0.104	0.378 ± .010	0.053 ± 0.006	575	840

Aluminum / Aluminum

5052 Aluminum Body / Aluminum Mandrel

Domed Head

Nominal Body Diameter (D)	Part Number	Nominal Body Diameter (D)	Grip Range (Min) (Max)	Hole Size & Drill No.	Body Length +/-.020* (L)	Minimum Mandrel Protrusion (N)	Mandrel Diameter (W)	Flange (head) Diameter (H)	Flange (head) Thickness (NOM) (E)	Typical Shear Lbs.	Typical Tensile Lbs.
1/8"	ADAH42	0.125 +0.05 / -0.06	0.063 - 0.125	.129 - .133 #30	0.295	1.000	0.072	0.236 ± .010	0.046 ± 0.006	105	150
	ADAH43	0.125 +0.05 / -0.06	0.126 - 0.187	.129 - .133 #30	0.354	1.000	0.072	0.236 ± .010	0.046 ± 0.006	105	150
	ADAH44	0.125 +0.05 / -0.06	0.188 - 0.250	.129 - .133 #30	0.433	1.000	0.064	0.236 ± .010	0.046 ± 0.006	105	150
5/32"	ADAH53	0.156 +0.04 / -0.09	0.126 - 0.187	.160 - .164 #20	0.374	1.060	0.086	0.315 ± .010	0.061 ± 0.006	155	240
	ADAH54	0.156 +0.04 / -0.09	0.188 - 0.250	.160 - .164 #20	0.452	1.060	0.086	0.315 ± .010	0.061 ± 0.006	155	240
	ADAH55	0.156 +0.04 / -0.09	0.251 - 0.312	.160 - .164 #20	0.512	1.060	0.086	0.315 ± .010	0.061 ± 0.006	155	240
3/16"	ADAH62	0.189 +0.05 / -0.08	0.063 - 0.125	.192 - .196 #11	0.334	1.060	0.104	0.378 ± .010	0.071 ± 0.006	220	310
	ADAH64	0.189 +0.05 / -0.08	0.126 - 0.250	.192 - .196 #11	0.452	1.060	0.104	0.378 ± .010	0.071 ± 0.006	220	310
	ADAH66	0.189 +0.05 / -0.08	0.251 - 0.375	.192 - .196 #11	0.591	1.060	0.104	0.378 ± .010	0.071 ± 0.006	220	310
	ADAH68	0.189 +0.05 / -0.08	0.376 - 0.500	.192 - .196 #11	0.707	1.060	0.104	0.378 ± .010	0.071 ± 0.006	220	310
	ADAH612	0.189 +0.05 / -0.08	0.501 - 0.750	.192 - .196 #11	0.965	1.060	0.104	0.378 ± .010	0.071 ± 0.006	220	310

CERTIFIED PRODUCTS INC.

Closed End Rivets

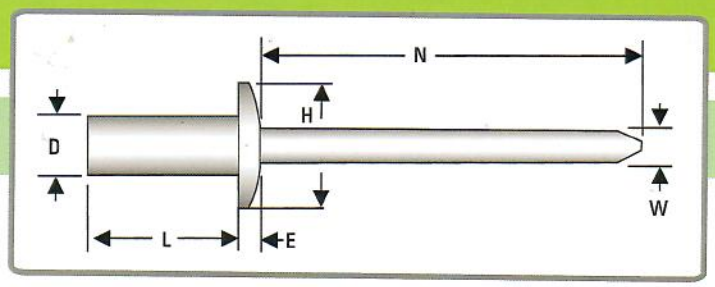

Aluminum /Stainless Steel

5056 Aluminum Body / 304 Stainless Steel Mandrel

Domed Head

Nominal Body Diameter (D)	Part Number	Nominal Body Diameter (D)	Grip Range (Min) (Max)	Hole Size & Drill No.	Body Length +/-.020* (L)	Overall Body Length (F)	Minimum Mandrel Protrusion (N)	Mandrel Diameter (W)	Flange (head) Diameter (H)	Flange (head) Thickness (NOM) (E)	Typical Shear Lbs.	Typical Tensile Lbs.
3/16"	ADSSH64	0.189 +0.05 / -0.08	0.126 - 0.250	.192 - .196 #11	0.452	0.476	1.060	0.104	0.378 ±.010	0.071 ± 0.006	575	840
	ADSSH66	0.189 +0.05 / -0.08	0.251 - 0.375	.192 - .196 #11	0.590	0.610	1.060	0.104	0.378 ±.010	0.071 ± 0.006	575	840
	ADSSH68	0.189 +0.05 / -0.08	0.376 - 0.500	.192 - .196 #11	0.709	0.736	1.060	0.104	0.378 ±.010	0.071 ± 0.006	575	840
Countersunk 120°												
3/16"	AKSSH64	0.189 +0.05 / -0.08	0.126 - 0.250	.192 - .196 #11	0.520	0.535	1.060	0.104	0.378 ±.010	0.053 ± 0.006	575	840

Stainless Steel

304 Stainless Steel Body / 420 Stainless Steel Mandrel

Domed Head

Nominal Body Diameter (D)	Part Number	Nominal Body Diameter (D)	Grip Range (Min) (Max)	Hole Size & Drill No.	Body Length +/-.020* (L)	Overall Body Length (F)	Minimum Mandrel Protrusion (N)	Mandrel Diameter (W)	Flange (head) Diameter (H)	Flange (head) Thickness (NOM) (E)	Typical Shear Lbs.	Typical Tensile Lbs.
1/8"	SSDSSH43	0.125 +0.05 / -0.10	0.126 - 0.187	.129 - .133 #30	0.374	0.397	1.000	0.074	0.250 ±.010	0.036 ± 0.006	495	495
5/32"	SSDSSH53	0.156 +0.04 / -0.14	0.126 - 0.187	.160 - .164 #20	0.392	0.409	1.060	0.090	0.315 ±.010	0.053 ± 0.006	785	899
3/16"	SSDSSH62	0.189 +0.04 / -0.14	0.020 - 0.125	.192 - .196 #11	0.353	0.374	1.060	0.110	0.375 ±.010	0.066 ± 0.006	963	989
	SSDSSH64	0.189 +0.04 / -0.14	0.189 - 0.250	.192 - .196 #11	0.492	0.512	1.060	0.110	0.375 ±.010	0.066 ± 0.006	963	989

Expandable Rivets

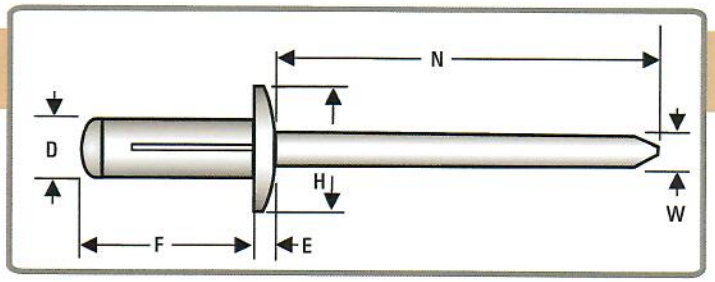

Aluminum

5052 Aluminum Body / 5052 Aluminum Mandrel

Domed Head

Nominal Body Diameter (D)	Part Number	Nominal Body Diameter (D)	Grip Range (Min) (Max)	Hole Size & Drill No.	Body Length +/-.020* (L)	Overall Body Length (F)	Minimum Mandrel Protrusion (N)	Mandrel Diameter (W)	Flange (head) Diameter (H)	Flange (head) Thickness (NOM) (E)	Typical Shear Lbs.	Typical Tensile Lbs.
1/8"	ADAE44	0.125±0.006	0.019 - 0.250	.129 - .133 #30	—	0.970	1.062	0.072	0.240 ± .019	0.035± 0.008	123	202
	ADAE46	0.125±0.006	0.019 - 0.375	.129 - .133 #30	—	1.095	1.062	0.072	0.240 ± .019	0.035± 0.008	123	202
5/32"	ADAE54	0.156±0.006	0.039 - 0.275	.160 - .164 #20	—	0.825	1.181	0.090	0.299 ± .019	0.055± 0.008	134	224
	ADAE56	0.156±0.006	0.039 - 0.275	.160 - .164 #20	—	0.894	1.181	0.090	0.299 ± .019	0.055± 0.008	134	224
3/16"	ADAE64	0.187±0.006	0.019 - 0.157	.192 - .196 #11	—	0.847	1.181	0.114	0.374 ± .019	0.074± 0.008	179	247
	ADAE66	0.187±0.006	0.187 - 0.375	.192 - .196 #11	—	0.135	1.181	0.114	0.374 ± .019	0.074± 0.008	179	247
	ADAE68	0.187±0.006	0.197 - 0.472	.192 - .196 #11	—	1.335	1.181	0.114	0.374 ± .019	0.074± 0.008	179	247

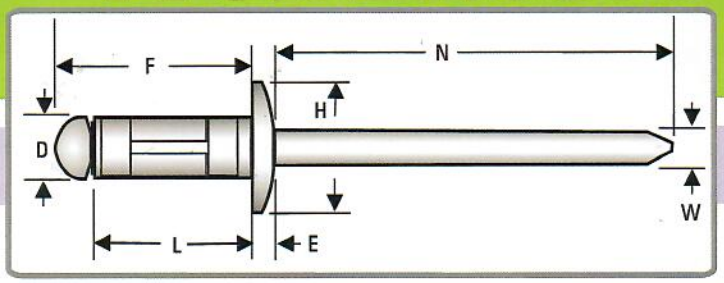

Multi-Grip Rivets

Aluminum / Steel

5052 Aluminum Body / Steel Mandrel

Domed Head

Nominal Body Diameter (D)	Part Number	Nominal Body Diameter (D)±.006	Grip Range (Min) (Max)	Hole Size & Drill No.	Body Length +/-.012* (L)	Overall Body Length MAX (F)	Minimum Mandrel Protrusion (N)	Mandrel Diameter (W)	Flange (head) Diameter (H)	Flange (head) Thickness (E)±0.008	Typical Shear min Lbs.	Typical Tensile min Lbs.
1/8"	ADSMG4143	0.125	0.039 - 0.187	.129 - .142#30	0.313	0.448	1.000	0.071	0.259 ±.019	0.032	112	157
	ADSMG4244	0.125	0.062 - 0.250	.129 - .142#30	0.427	0.562	1.000	0.071	0.259 ±.019	0.032	112	157
	ADSMG4345	0.125	0.157 - 0.312	.129 - .142#30	0.453	0.588	1.000	0.071	0.259 ±.019	0.032	112	157
	ADSMG4547	0.125	0.251 - 0.437	.129 - .142#30	0.597	0.732	1.000	0.071	0.259 ±.019	0.032	112	157
5/32"	ADSMG5254	0.156	0.047 - 0.250	.160 - .173#20	0.407	0.562	1.060	0.086	0.318 ±.019	0.040	191	269
3/16"	ADSMG6264	0.187	0.063 - 0.250	.192 - .205#11	0.429	0.604	1.060	0.106	0.377 ±.019	0.060	269	382
	ADSMG6366	0.187	0.188 - 0.375	.192 - .205#11	0.594	0.769	1.060	0.106	0.377 ±.019	0.060	269	382
	ADSMG6668	0.187	0.251 - 0.500	.192 - .205#11	0.716	0.891	1.060	0.106	0.377 ±.019	0.060	269	382
	ADSMG68612	0.187	0.438 - 0.750	.192 - .205#11	1.050	1.225	1.060	0.106	0.377 ±.019	0.060	269	382
1/4"	ADSMG8286	0.250	0.080 - 0.375	.257 - .261 F	0.598	.833	1.259	0.143	0.500 ±.012	0.071	494	708

Large Flange

1/8"	ADSLFMG4143	0.125	0.039 - 0.187	.129 - .142#30	0.316	0.450	1.000	0.071	0.374±.011	0.047	112	157
	ADSLFMG4244	0.125	0.062 - 0.250	.129 - .142#30	0.426	0.560	1.000	0.071	0.374±.011	0.047	112	157
5/32"	ADSLFMG5254	0.156	0.047 - 0.250	.160 - .173#20	0.404	0.557	1.060	0.086	0.472±.011	0.062	191	269
3/16"	ADSLFMG6264	0.187	0.063 - 0.250	.192 - .205#11	0.435	0.608	1.060	0.106	0.629±.011	0.074	269	382
	ADSLFMG6366	0.187	0.188 - 0.375	.192 - .205#11	0.605	0.781	1.060	0.106	0.629±.011	0.074	269	382
	ADSLFMG6668	0.187	0.251 - 0.500	.192 - .205#11	0.716	0.892	1.060	0.106	0.629±.011	0.074	269	382
	ADSLFMG68612	0.187	0.438 - 0.750	.192 - .205#11	1.050	1.222	1.060	0.106	0.629±.011	0.074	269	382

Countersunk 120°

1/8"	AKSMG4244	0.125	0.062 - 0.250	.129 - .142#30	0.428	0.562	1.000	0.071	0.232±.019	0.030	112	157
3/16"	AKSMG6264	0.187	0.063 - 0.250	.192 - .205#11	0.425	0.599	1.060	0.106	0.358±.019	0.050	269	382
	AKSMG6668	0.187	0.251 - 0.500	.192 - .205#11	0.716	0.890	1.060	0.106	0.358±.019	0.050	269	382

Aluminum

5050 Aluminum Body / Aluminum Mandrel

Domed Head

Nominal Body Diameter (D)	Part Number	Nominal Body Diameter (D)±.006	Grip Range (Min) (Max)	Hole Size & Drill No.	Body Length +/-.020* (L)	Overall Body Length MAX (F)	Minimum Mandrel Protrusion (N)	Mandrel Diameter (W)	Flange (head) Diameter (H)	Flange (head) Thickness (E)±0.008	Typical Shear min Lbs.	Typical Tensile min Lbs.
1/8"	ADAMG4244	0.125	0.062 - 0.250	.129 - .142#30	0.437	0.572	1.000	0.071	0.259±.019	0.040	112	157
	ADAMG4345	0.125	0.157 - 0.312	.129 - .142#30	0.460	0.595	1.000	0.071	0.259±.019	0.040	112	157
3/16"	ADAMG6264	0.187	0.063 - 0.250	.192 - .205#11	0.450	0.625	1.060	0.106	0.377±.019	0.050	269	382
	ADAMG6366	0.187	0.187 - 0.375	.192 - .205#11	0.605	0.780	2.060	0.106	0.377±.019	0.050	269	382

Steel

1006/1042 Carbon Steel Body / 1006/1042 Carbon Steel Mandrel

Domed Head

Nominal Body Diameter (D)	Part Number	Nominal Body Diameter (D)±.006	Grip Range (Min) (Max)	Hole Size & Drill No.	Body Length +/-.020* (L)	Overall Body Length MAX (F)	Minimum Mandrel Protrusion (N)	Mandrel Diameter nom. (W)	Flange (head) Diameter (H)	Flange (head) Thickness (E)±0.008	Typical Shear min Lbs.	Typical Tensile min Lbs.
1/8"	SDSMG4244	0.125	0.062 - 0.250	.129 - .142#30	0.427	0.562	1.000	0.071	0.259±.019	0.032	247	269
5/32"	SDSMG5254	0.156	0.047 - 0.250	.160 - .173#20	0.404	0.559	1.060	0.087	0.318±.019	0.040	382	494
3/16"	SDSMG6264	0.187	0.063 - 0.250	.192 - .205#11	0.434	0.609	1.060	0.106	0.377±.019	0.050	651	696

CERTIFIED PRODUCTS INC.

High Strength Structural Rivets

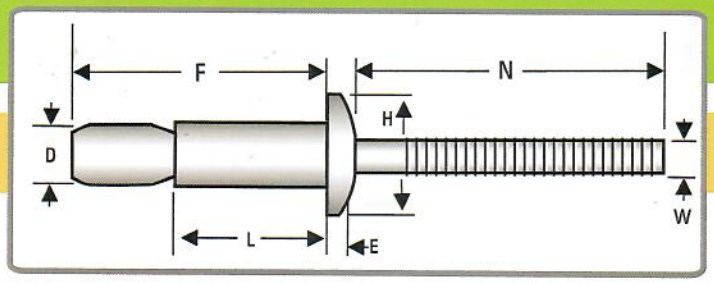

Aluminum

5056 Aluminum Body / Aluminum Mandrel

Domed Head

Nominal Body Diameter (D)	Part Number	Nominal Body Diameter (D)	Grip Range (Min) (Max)	Hole Size & Drill No.	Body Length +/-.020* (L)	Overall Body Length (F)	Minimum Mandrel Protrusion (N)	Mandrel Diameter (W)	Flange (head) Diameter (H)	Flange (head) Thickness (NOM) (E)	Typical Shear Lbs.	Typical Tensile Lbs.
3/16"	ADA-HS-64	0.187	.062 - .270	.193 - .201#11	0.394	0.717	1.181	0.118	0.398	0.091	518	428
	ADA-HS-67X	0.187	.062 - .437	.193 - .205#11	0.551	0.969	1.181	0.118	0.398	0.091	518	428
1/4"	ADA-HS-86	0.250	.080 - .375	.260 - .276 F	0.551	0.996	1.220	0.157	0.528	0.114	1193	765
	ADA-HS-810X	0.250	.080 - .625	.260 - .279 F	0.748	1.402	1.220	0.157	0.528	0.114	1193	765

Steel

Steel Body / Carbon Steel Zinc Plated Mandrel

Domed Head

Nominal Body Diameter (D)	Part Number	Nominal Body Diameter (D)	Grip Range (Min) (Max)	Hole Size & Drill No.	Body Length +/-.020* (L)	Overall Body Length (F)	Minimum Mandrel Protrusion (N)	Mandrel Diameter (W)	Flange (head) Diameter (H)	Flange (head) Thickness (E)±0.008	Typical Shear Lbs.	Typical Tensile Lbs.
3/16"	SDS-HS-64	0.187	.062 - .270	.191 - .201#11	0.415	0.749	1.000	0.114	0.374±.011	0.094	1281	989
	SDS-HS-67X	0.187	.062 - .437	.191 - .201#11	0.551	0.969	1.181	0.114	0.374±.011	0.094	1281	989
1/4"	SDS-HS-86	0.250	.080 - .375	.261 - .272 F	0.553	0.970	1.000	0.153	0.511±.011	0.122	2383	1798
	SDS-HS-810X	0.250	.080 - .625	.261 - .272 F	0.788	1.405	1.000	0.153	0.511±.011	0.122	2383	1798

Countersunk (120°)

3/16"	SKS-HS-67X	0.187	.062 - .437	.191 - .201#11	0.551	0.969	1.181	0.114	0.345±.011	0.083	1281	989

Stainless Steel

302HQ Stainless Steel Body / 304HC Stainless Steel, Passivated and Brite Finish Mandrel

Domed Head

Nominal Body Diameter (D)	Part Number	Nominal Body Diameter (D)	Grip Range (Min) (Max)	Hole Size & Drill No.	Body Length +/-.020* (L)	Overall Body Length (F)	Minimum Mandrel Protrusion (N)	Mandrel Diameter (W)	Flange (head) Diameter (H)	Flange (head) Thickness (NOM) (E)	Typical Shear Lbs.	Typical Tensile Lbs.
3/16"	SSDSS-HS-64	0.187	.062 - .270	.191 - .201#11	0.394	0.717	1.181	0.114	0.398	0.083	1350	1013
	SSDSS-HS-67X	0.187	.062 - .437	.191 - .201#11	0.551	0.969	1.181	0.114	0.398	0.083	1350	1013
1/4"	SSDSS-HS-86	0.250	.080 - .375	.261 - .272 F	0.551	0.996	1.220	0.157	0.528	0.114	2363	1890
	SSDSS-HS-810X	0.250	.080 - .625	.261 - .272 F	0.748	1.402	1.220	0.157	0.528	0.114	2363	1890

Surebonder Lock

Steel

1035 Carbon Steel Body / 1035 Carbon Steel Zinc Plated Mandrel

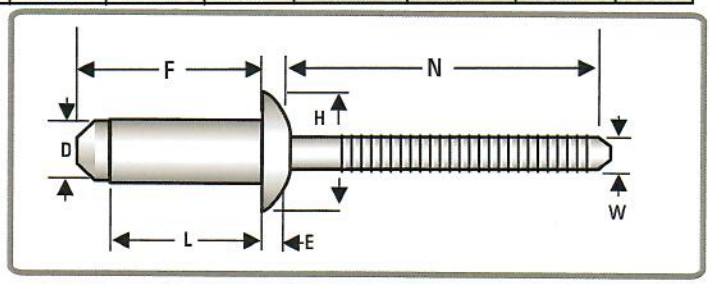

Domed Head

Nominal Body Diameter (D)	Part Number	Nominal Body Diameter (D)	Grip Range (Min) (Max)	Hole Size & Drill No.	Body Length +/-.020* (L)	Overall Body Length (F)	Minimum Mandrel Protrusion (N)	Mandrel Diameter (W)	Flange (head) Diameter (H)	Flange (head) Thickness (NOM) (E)	Typical Shear Lbs.	Typical Tensile Lbs.
1/4"	SDS-SL-0812	0.252	.059 - .138	.264 - .272 F	0.394	0.539	1.181	0.154	0.528	0.106	2250	1175
	SDS-SL-0813	0.252	.110 - .189	.264 - .279 F	0.449	0.591	1.181	0.154	0.528	0.106	2475	1175
	SDS-SL-0814	0.252	.132 - .211	.264 - .280 F	0.472	0.614	1.181	0.154	0.528	0.106	2700	1175
	SDS-SL-0815	0.252	.189 - .268	.264 - .280 F	0.524	0.669	1.181	0.154	0.528	0.106	2812	1175
	SDS-SL-0817	0.252	.268 - .346	.264 - .281 F	0.598	0.748	1.181	0.154	0.528	0.106	2925	1175
	SDS-SL-0818	0.252	.295 - .374	.264 - .281 F	0.630	0.776	1.181	0.154	0.528	0.106	3150	1175
	SDS-SL-0821	0.252	.425 - .504	.264 - .282 F	0.756	0.906	1.181	0.154	0.528	0.106	3375	1175

Pneumatic Rivet Tools

CPI835M

CPI845M

Our lightweight, low noise, heavy duty air pneumatic rivet tools feature a removable mandrel collection system that collects spent mandrels keeping the work area safe and clean. Adjustable vacuum securely holds the rivet in the nosepiece even when the tool is pointed downward. The innovative 3 piece jaw design insures a better grip and release of rivet mandrel. Constructed of lightweight aluminum for less user fatigue. Models also feature a left or right, On/Off swivel air fitting providing additional flexibility, conserving energy and reducing operating costs. Easy maintenance with long lasting seals. Includes carrying case, wrenches, oil, syringe & nosepieces.

CPI835M Rivet Tool

- Weight: 3 lbs.
- Rivet Diameter Capacity: 3/32", 1/8", 5/32", 3/16"
- Stroke: .787"
- Air Pressure: 75 to 100 PSI
- Includes: 3/32", 1/8", 5/32" & 3/16" nosepieces
- Pulling Force: 1872 lbs.

CPI845M Rivet Tool

- Weight: 4 lbs.
- Rivet Diameter Capacity: 3/16", 1/4"
- Stroke: 1"
- Air Pressure: 75 to 100 PSI
- Includes: 3/16" & 1/4" nosepieces
- Pulling Force: 3414 lbs.

Washers - Rivet Burrs

Back-up washers are recommended when the materials being riveted are too soft (plastics) or have irregular hole sizes or shapes (slotted holes or ejector pin holes).
Available in Aluminum with Mill Finish or Steel with Zinc Plating.

Part Number	Rivet Diameter	Material	Outside Diameter	Inside Diameter	Thickness
WASA4	1/8"	Aluminum	0.375	.129±.003	.058±.003
WASA6	3/16"	Aluminum	0.375	.194±.003	.058±.003
WASA4-1/2	1/8"	Aluminum	0.500	.129±.003	.058±.003
WASA6-1/2	3/16"	Aluminum	0.500	.194±.003	.058±.003
WASS4	1/8"	Steel	0.375	.129±.003	.058±.003
WASS6	3/16"	Steel	0.375	.194±.003	.058±.003
WASS6-1/2	3/16"	Steel	0.500	.194±.003	.058±.003

CERTIFIED PRODUCTS INC.

Hand Rivet Tools

8500 Rivet Tool
An economical rivet tool with slim nose design to fit into tight places. Heavy duty steel construction.
Sets: 3/32", 1/8", 5/32", 3/16" blind rivets.

8550 Professional Rivet Tool
The most popular contractor tool.
Heavy duty steel construction.
Sets: 3/32", 1/8", 5/32", 3/16" blind rivets.

8700 Swivel Rivet Tool
Swivel head design rotates 360° for easy access in tight places. Rugged die cast steel construction.
Sets: 3/32", 1/8", 5/32", 3/16" blind rivets.

8530 Plastic Rivet Tool
An easy to use tool with a universal nosepiece that sets most plastic rivets in one stroke.

8800 Long Handle Rivet Tool
An economical rivet tool with long handles for increased leverage.
Sets: 1/8", 5/32", 3/16" rivets.

707kit Long Handle Rivet Tool
Rugged long-handled rivet tool that easily sets larger diameter rivets. Carrying case included.
Sets: 3/32" , 1/8" , 5/32", 3/16", 1/4" rivets.

8808 Lazy Tong Rivet Tool
Durable, dependable hand tool with lattice levering design. Ideal for applications where lateral space is limited. Sets: 1/8", 5/32, 3/16, 1/4" rivets.

CERTIFIED PRODUCTS INC.

4646 West Huron • Chicago, IL 60644
phone: 773.921.3300 • fax: 773.921.2971
email: sales@certifiedproductsinc.com
web: www.certifiedproductsinc.com